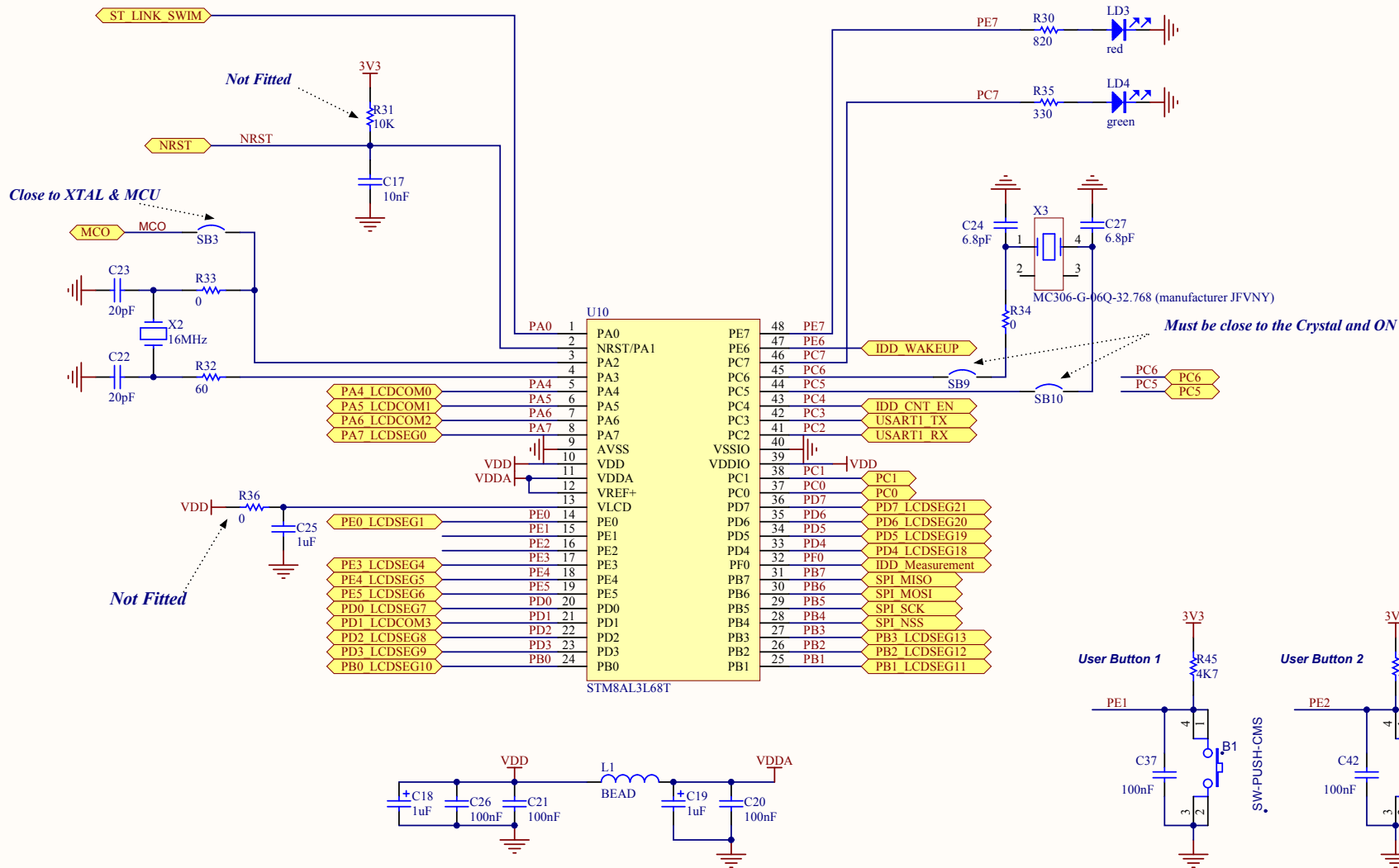
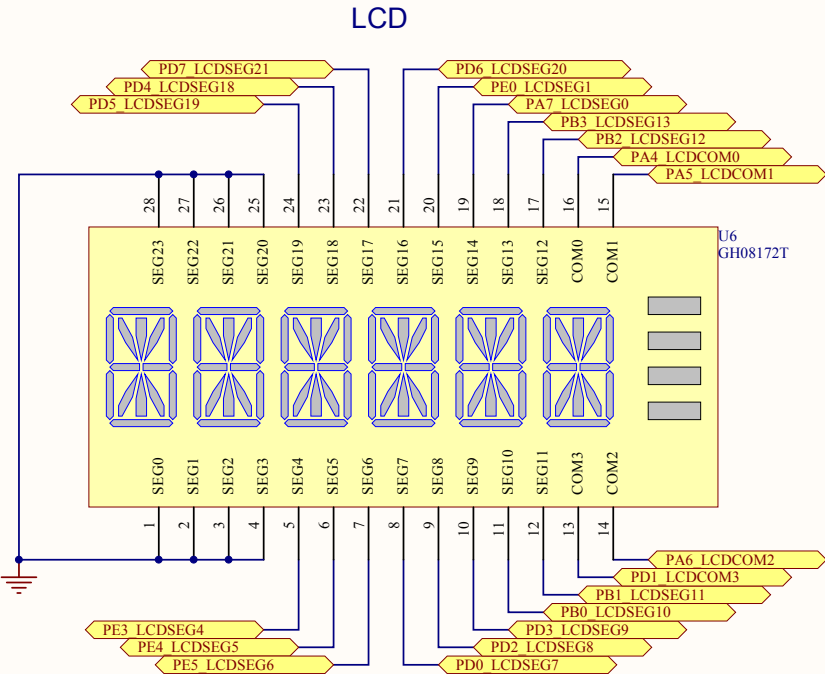
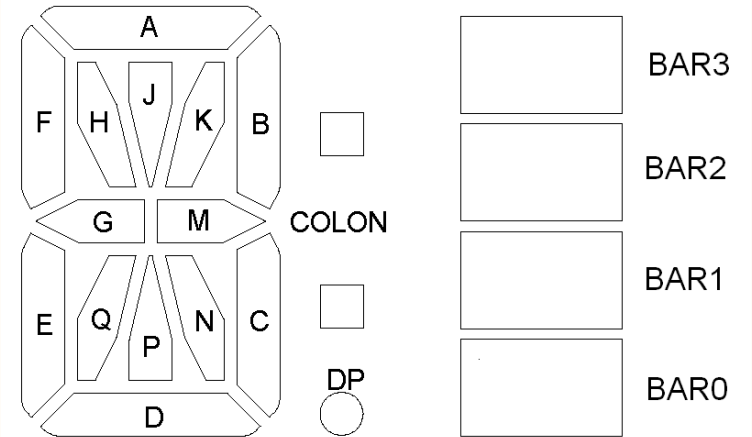


RevA.0 --> PCB label MB1037 A-00  
RevB.0 --> PCB label MB1037 B-00  
- Add capacitor for consumption delay when step-up start  
- Adjust few values of components





| STM8AL3L68T  |     |      |        |      |      |
|--------------|-----|------|--------|------|------|
| LCD          |     |      |        |      |      |
| Pin Name     | PIN | COM3 | COM2   | COM1 | COM0 |
|              | 1   | 1N   | 1P     | 1D   | 1E   |
|              | 2   | 1DP  | 1COLON | 1C   | 1M   |
|              | 3   | 2N   | 2P     | 2D   | 2E   |
|              | 4   | 2DP  | 2COLON | 2C   | 2M   |
| PE3_LCDSEG4  | 5   | 3N   | 3P     | 3D   | 3E   |
| PE4_LCDSEG5  | 6   | 3DP  | 3COLON | 3C   | 3M   |
| PE5_LCDSEG6  | 7   | 4N   | 4P     | 4D   | 4E   |
| PD0_LCDSEG7  | 8   | 4DP  | 4COLON | 4C   | 4M   |
| PD2_LCDSEG8  | 9   | 5N   | 5P     | 5D   | 5E   |
| PD3_LCDSEG9  | 10  | BAR2 | BAR3   | 5C   | 5M   |
| PB0_LCDSEG10 | 11  | 6N   | 6P     | 6D   | 6E   |
| PB1_LCDSEG11 | 12  | BAR0 | BAR1   | 6C   | 6M   |
| PD1_LCDCOM3  | 13  | COM3 |        |      |      |
| PA6_LCDCOM2  | 14  |      | COM2   |      |      |
| PA5_LCDCOM1  | 15  |      |        | COM1 |      |
| PA4_LCDCOM0  | 16  |      |        |      | COM0 |
| PB2_LCDSEG12 | 17  | 6J   | 6K     | 6A   | 6B   |
| PB3_LCDSEG13 | 18  | 6H   | 6Q     | 6F   | 6G   |
| PA7_LCDSEG0  | 19  | 5J   | 5K     | 5A   | 5B   |
| PE0_LCDSEG1  | 20  | 5H   | 5Q     | 5F   | 5G   |
| PD6_LCDSEG20 | 21  | 4J   | 4K     | 4A   | 4B   |
| PD7_LCDSEG21 | 22  | 4H   | 4Q     | 4F   | 4G   |
| PD4_LCDSEG18 | 23  | 3J   | 3K     | 3A   | 3B   |
| PD5_LCDSEG19 | 24  | 3H   | 3Q     | 3F   | 3G   |
|              | 25  | 2J   | 2K     | 2A   | 2B   |
|              | 26  | 2H   | 2Q     | 2F   | 2G   |
|              | 27  | 1J   | 1K     | 1A   | 1B   |
|              | 28  | 1H   | 1Q     | 1F   | 1G   |



STMicroelectronics

Title: STM8AL BOARD LCD

Number MB1037 Rev: B.0(PCB.SCH) Date: 10/3/2012 Sheet 4 of 6



